



Getinge Aquadis Endo 110

When pure performance is in scope

Endoscope reprocessing Trust our expertise in endoscopy

The comprehensive range of automated endoscope reprocessors, detergents, brushes, and storage solutions are designed to ensure consistent, accurate, and cost-effective reprocessing that enhances patient safety.

Your facility has a zero-tolerance approach to endoscope cross-contamination. So do we.

We created a comprehensive range of products that not only provide effective cleaning of endoscopes, but also physical barriers to prevent accidental cross-contamination. Intuitive, user-friendly operation and pre-programmed cycles reduce the risk of user error.

With Getinge, you can ensure a consistent workflow, high-quality results, and traceable processes. Your patients deserve a clean and disinfected scope every time. Trust Getinge to help you meet your endoscope reprocessing needs.



Optimizing endoscope reprocessing Ensuring the best workflow

Getinge Aquadis Endo 110 is designed to adapt to your endoscope department space and volume needs, while ensuring a good workflow.

Getinge offers a compact, automated endoscope reprocessor (AER) in a single chamber format with direct side-by-side placement for maximizing use of space, true redundancy in reprocessing, and configurations that help you comply with best practices.

Pass-through configuration

Getinge Aquadis Endo 110 can be configured as a pass-through unit creating a true physical barrier designed to ensure single direction workflow from the dirty to clean areas. The optional air barrier minimizes airflow between both sides, helping to reduce HVAC costs and minimizing cross-contamination risk.

Interlocked doors ensure that only scopes that have run through a complete and approved cycle can be unloaded from the clean side. If an error should occur during the process, Aquadis Endo 110 will only open on the soiled side.

Single-door configuration

The Aquadis Endo 110 single door version is designed to provide high throughput and maximum flexibility for a reprocessing room when separate soiled and clean areas are not possible.



Process scopes in only 20 minutes

Fast and efficient cycles

+ High throughput

A fast, 20-minute standard process including cleaning and high-level disinfection for one complex endoscope or two single-channel / non-channel endoscopes. Automatic connection upon loading with the Getinge AquaLink Connector System improves productivity.

+ Built to perform

Robust stainless-steel construction with front-facing components ensures quick and easy access for maintenance and maximum uptime.

+ Effortless operation

The Getinge AquaLink Connection System allows the user to prepare the endoscope prior to loading and eliminates manual connections or endoscope manipulation inside the machine. Together with RFID-enabled program selection and cycle documentation, loading is ergonomic, hands-free, and helps prevent errors.

+ Effective channel monitoring

Individual channel monitoring with thresholds based on a flow evaluation program that can be used to assess the condition of the endoscope channels during the process and over its lifetime.



+ Resource efficient

The dosing system reduces the discarded chemistry amount, while the specialized formulation allows for minimal rinse phases. The result is reduced water and energy consumption with less chemistry waste for more cost effective operations*.

+ Truly connected

Designed to seamlessly connect with FleetView device lifecycle management and T-DOC sterile supply management solutions enabling real-time equipment connectivity, and comprehensive management of your endoscope reprocessing workflow.

+ Safe for operators

Closed disinfectant dosing system and ergonomic loading and unloading ensure safe and user-friendly operation.

+ Proven compatibility

Fully compliant with EN ISO 15883 parts 1, 4 and 5 standards and validated for all major endoscope types and brands. Paired with Getinge's specially formulated chemistries it ensures safe, effective and reliable reprocessing.

* Compared to Getinge ED-Flow

Getinge AquaLink

The optimized connector system

The Getinge AquaLink Connection System consists of a docking block that can accommodate endoscopes with up to eight channels. It mounts on the side of the endoscope tray and directly interfaces with the AER channel irrigation system.

Flexible and cost-efficient setup

- The configurable docking block can be tailored to specific endoscope models or shared across multiple types
- Individual connectors are easily exchanged, minimizing inventory and reducing operational costs

Built with the user in mind

- Endoscopes can be prepared while the unit is running for maximum productivity
- Ergonomic loading height and automatic connection inside the chamber allow for efficient and easy loading
- Color-coded connectors enable faster setup with minimal errors

Proven compatibility

- Connectors are Medical Device Class I in accordance with the Medical Device Regulation (MDR) 2017/745
- Getinge continually develops the connector portfolio in partnership with the major endoscope manufacturers to provide solutions for the latest endoscope models



Effortless operation

Effective performance

Aquadis Endo 110 is designed to simplify every step of the endoscope reprocessing workflow – minimizing manual tasks, ensuring effective results, and maintaining full traceability. It has been type-tested and is fully compliant with EN ISO 15883 parts 1, 4 and 5.

Hands-free operation

- The operator:
 - Loads the tray
 - Scans their RFID user badge
 - Actuates the foot pedal to start the program
- Minimizes risk of cross-contamination
- Simplifies the workflow

Automated data capture

- User and endoscope information is automatically recorded at the start of each cycle
- Chemistry details, including lot number and expiration date, are also documented in the process record

Error-proof process

- All key process parameters are monitored by the control system and the process is stopped in case of deviation
- Endoscope RFID tag has specific established flow parameters that alert the user in case of a blockage or disconnection
- RFID technology ensures that only active, type-tested chemistry is used



Intuitive and easy to use Makes you the expert

Getinge Aquadis Endo 110 features an award-winning, user-friendly interface. Its intuitive design aligns with other Getinge products and can be easily operated by staff at all experience levels.

The high-resolution screens are easy to monitor, even at a distance. Critical status information is displayed clearly and logically.

Time remaining and endoscope model

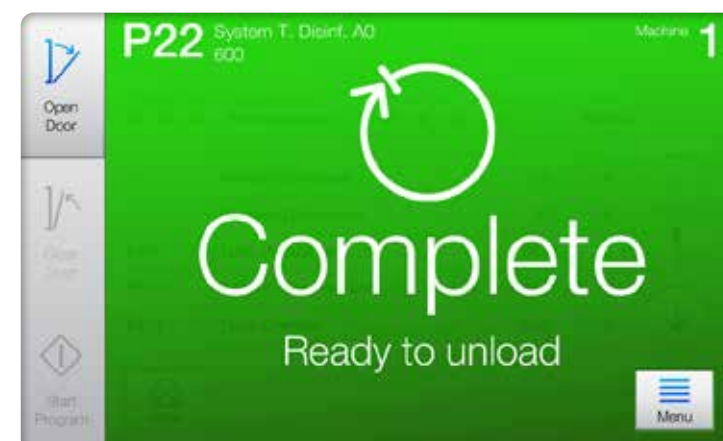


The 7-inch screens make it easy to see the remaining process time and endoscope model.



Clear menu options make it easy to select an alternate program if needed.

Status at-a-glance



The user interface provides clear, uncluttered information – only what you need at any particular stage and nothing more.



Clear, easy-to-understand help for problem solving or accessing advanced features, available directly from the user interface.



Designed for resource efficiency

Safe and effective chemistries

Getinge has formulated new chemistries to be used in the Aquadis Endo 110 for optimized performance. The combined chemistries enable shorter cycles, reduced water consumption*, minimize container logistics and are compatible with all major brands of flexible endoscopes.



Smart chemical management

RFID technology ensures that only active, type tested chemistry is used for the process and to automatically document the lot number and expiration date within the AER process record.

Environmental awareness

Developed with a biodegradable formula and recyclable packaging. The single-part disinfectant formulation lowers the carbon footprint by reducing shipment volumes and creating less plastic container waste.

* Compared to previous chemistries used in Getinge ED-Flow

XEN Endo

- Mild-alkaline and enzymatic detergent to benefit from properties of both chemistries
- Well documented efficacy for protein and biofilm removal
- 24 months shelf life

XEN PA

- Single-part peracetic acid based high-level disinfectant
- Proven efficacy against bacteria, yeast, fungi, mycobacteria and viruses
- Sporicidal efficacy (≥ 6 -log)
- Container with special connector cap minimizes the risk of user exposure and prevents error in loading
- 18 months shelf life



A resource efficient AER

With smart technological solutions

At Getinge we take steps to empower our customers to reach their sustainability goals. One way to do this is by looking at how we can make our products and solutions as resource-efficient as possible. We are committed to reduce our carbon footprint by setting ambitious targets to become net-zero by 2050 in line with the Science Based Targets initiative (SBTi).

EcoDesign is standard practice at Getinge, focusing on using safer and fewer materials, incorporating circular solutions, and reducing media, energy, and water consumption.

Low utility consumption

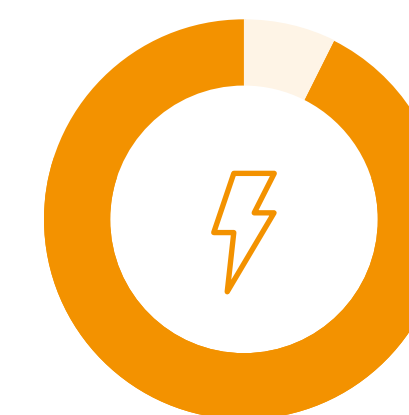
Aquadis Endo 110 balances performance with efficiency by minimizing the amount of water used in each phase and reducing the number of rinses. This achieves up to 30% reduction in water consumption per process and up to 6% reduction in overall annual energy consumption* compared to Getinge ED-Flow.

Optimized disinfectant usage

Aquadis Endo 110 features a new single part, highly concentrated disinfectant that reduces the amount of chemistry used per cycle by approximately 18% compared to the previous model, eliminating plastic container waste and the associated carbon footprint from transport.



Up to 30%
water savings




Up to 6%
less energy



Up to 18%
less chemistry

*Energy savings calculations based on 3,000 cycles per year and daily thermal self-disinfection

 Learn more about our sustainable ambitions

Get connected

Endoscopy workflow management

T-DOC EndoTrace tracks every step in the endoscope journey, from use to storage, ensuring full traceability, compliance, and uncompromised patient safety.

Aquadis Endo 110 connects seamlessly with T-DOC EndoTrace to capture key data points like cycle phases, temperature, and RFID tags, while linking each endoscope directly to patient or doctor records. This creates a complete safety chain that strengthens documentation and trust.

Expiry times can be extended through vacuum sealing with the Getinge Vac-a-Scope, adding another layer of reliability to the process. Staff are guided step by step with images, video, and audio support, making correct handling, cleaning, and inspection easier and more consistent.

Providing flexibility in every step, T-DOC EndoTrace manages different endoscopes and applies timing rules that prevent unnecessary reprocessing and avoid delays. The result is safer workflows, higher efficiency, and the confidence that every endoscope is handled right – every time.


→ [Learn more about T-DOC EndoTrace](#)



Get connected Device lifecycle management

Connect your Aquadis Endo 110 to access FleetView and gain real-time service data and usage insights. It helps optimize your equipment availability and performance, while enabling spare parts ordering, remote troubleshooting and expert support. All accessible through a customized and secure web portal from your tablet, phone or computer.

FleetView also empowers you to plan maintenance with precision, helps prevent disruptions, and allows you to make informed decisions that strengthen reliability and compliance – reducing your total cost of ownership.



Improve endoscopy reprocessing throughput to keep pace with procedure demand



[Learn more about FleetView](#)



The first step in endoscope reprocessing

Endoscope cleaning

The first step in the protocol for reprocessing any flexible endoscope begins with pre-cleaning in the procedure room or at the bedside.

Getinge Scope Pre-Clean

Getinge Scope Pre-Clean is a convenient, pre-mixed, single use detergent solution and cylindrical sponge for the first stage of the decontamination process of flexible endoscopes at the point of care. Pre-cleaning is especially important if there is a delay before the manual cleaning take place.



Getinge Clean Enzymatic Plus

Getinge Clean Enzymatic Plus has four enzyme types and a balanced surfactant package for effective manual cleaning of flexible endoscopes. It easily removes soil and biofilm and has wide materials compatibility with metals, plastics and elastomers.



Cleaning brushes

A selection of brushes are available for manually cleaning endoscopes including the internal channels, valves, ports and the external surfaces.



Getinge Face Shield

The Getinge Face Shield is made of double-sided anti-fog material that provides ample coverage. It is fitted with a shaped foam backing and elasticized headband to ensure a secure, comfortable fit.



Ensures endoscopes are ready when you are

Getinge EDS8+

+ Store eight endoscopes for up to 60 days

Proven independently to dry and maintain microbial integrity in accordance with EN 16442¹.

+ Continuous air circulation

HEPA filtered air continually circulates through the internal channels of endoscopes and over their exterior surface.

+ Active monitoring of storage conditions

The alarm function ensures adequate airflow and the correct environmental conditions are maintained for each individual endoscope.

+ Horizontal shelving

Horizontal shelves prevent cross-contamination between endoscopes and from users accessing the cabinet.

→ Learn more about Getinge EDS8+

+ Integral traceability of drying and storage function

The RFID scanner enables the entry of endoscope ID and operator ID for automatic recording and documentation purposes.

+ Protects against endoscope damage

Common basket with AER and hands-free door actuation minimizes handling of the endoscope.

+ Efficient management of endoscope inventory

The user-friendly display provides the name, status and location of all the endoscopes in the cabinet. Prepared for connection to T-DOC EndoTrace and T-DOC 2000 systems, which allow for the management of all endoscopes within the facility.

+ Ensures proper workflow

The user will be notified if the time between processing in the Aquadis Endo 110 and the EDS8+ exceeds the predefined limit.



Safe storage and transport of flexible endoscopes

Vac-a-Scope

The Vac-a-Scope System offers a cost-effective solution for the safe storage and transport of flexible endoscopes, helping to protect them from contamination and damage. This benchtop endoscope packaging system is easy to use and prepares endoscopes for storage, ensuring they are ready when needed.

The patented system preserves instrument integrity from reprocessing through to the procedure room, allowing endoscopes to be securely stored and transported for up to 30 days² without taking up valuable space in your drying and storage cabinet.

→ [Learn more about Vac-a-Scope](#)

+ Assured safety

The system is designed with patient safety in mind, preserving scope integrity by removing air without introducing contaminants that could compromise safety or cleanliness. It protects the endoscope during transport between the reprocessing area and procedure room.

+ Ease of use

The Vac-a-Scope System requires minimal training and is simple to operate. The automated process reduces the risk of user error, making it easy to load and package endoscopes.

+ Ready when needed

High-level disinfected endoscopes can be stored in a convenient location for immediate access, making the system ideal for emergency procedures.

+ Cost-effective

Its small footprint fits easily into your department, minimizing wear and tear from reprocessing and transport, maximizing the lifespan of the endoscope, and reducing consumable costs as no additional chemicals are needed.

+ Accessories

A full range of specially designed accessories work seamlessly to assure safe storage and transportation of flexible endoscopes.



The moulded tray for long endoscopes secures the scope during storage and transport.


Improving patient outcomes through better practice in infection control

Sterilization of endoscopes

Low temperature sterilization


Low-temperature sterilizers can safely sterilize medical devices in a short amount of time without exposing them to damaging temperatures. Therefore, low-temperature sterilization is a viable post-disinfection process with minimal impact on instrument turnaround.

Getinge Poladus 150 and Getinge GSS67F are routinely employed to sterilize endoscopes in CSSDs and endoscopy centers worldwide. Major endoscope brands and governing bodies have long approved use of VH2O2 and formaldehyde.



Getinge Poladus 150

This reliable and easy-to-use VH2O2 low-temperature sterilizer maximizes throughput of heat-sensitive surgical instruments. It offers high instrument turnover due to a combination of fast cycles, a large chamber capacity, and consistent and accurate results.



→ [Learn more about Poladus 150](#)

Getinge GSS67F

A combination of steam and formaldehyde sterilizers allows great flexibility at a reduced footprint. It delivers high unit efficiency with fast turnaround compared with traditional formaldehyde sterilizers.



→ [Learn more about Getinge GSS67F](#)

Caring for those who care

Getinge Services

Getinge Services – centered around your specific needs – supporting you to achieve best possible patient care and hospital efficiency.

We offer you the ability to combine your service requirements with Getinge and ensure higher quality of care, increased patient safety, equipment uptime, staff satisfaction, and optimized use of resources.

To support you in the best possible way, we offer health-care services from every angle. Through business value creation and financial solutions, to planning and design of workflows, project implementation, staff training, digital support solutions, and preventive maintenance services for maximum uptime. All coordinated and aligned for your operational and financial goals.

As your service partner, we work together with you to identify both opportunities and challenges to improve care outcomes and optimize your use of resources. Always aiming for stronger and proven value for your hospital.



References

1. Ah-Dip, C. 2015. "Compliance certificate of a drying and storage cabinet for thermo labile endoscopes to EN 16442:2015 - EDS8 Getinge-Lancer", Biotech-Germande
2. In alignment with EN 16442:2015

This information is intended to provide information to an international audience outside of the US.

This information is aimed exclusively at healthcare professionals or other professional audiences and is for informational purposes only, is not exhaustive and therefore should not be relied upon as a replacement of the Instructions for Use, service manual or medical advice. Getinge shall bear no responsibility or liability for any action or omission of any party based upon this material, and reliance is solely at the user's risk.

Any therapy, solution or product mentioned might not be available or allowed in your country. Information may not be copied or used, in whole or in part, without written permission by Getinge.

The products presented may be pending regulatory approvals to be marketed in your country.
Note that color tonality may vary between visuals and real-life products.
Contact your Getinge representative for more information.

Main manufacturer:

Getinge Disinfection AB · Ljungadalsgatan 11 · 352 46 Växjö · Sweden · +46 10 335 06 00 · info@getinge.com

The product also interfaces with the following manufacturers:

Getinge IT Solutions ApS · Dampfargevej 21 · 2100 Copenhagen · Denmark · +45 33 33 88 55 · info@getinge.com

Getinge Sterility Assurance · 74 Inverness Drive East · Englewood, CO 80112 · United States · +1 303-660-4201 · info@getinge.com

Quadralene Limited · Unit 3, St. Modwen Park, Andressey Way · Derby · DE21 6YH · UK · +44 (0)1332 292500 · info@getinge.com

Maquet GmbH · Kehler Str. 31 · 76437 Rastatt · Germany · +49 7222 932-0 · info@getinge.com

Healthmark Industries Company, Inc. · 18600 Malyn Blvd. · Fraser Michigan 48026 · USA · +1 586 774 7600 · healthmark@hmark.com