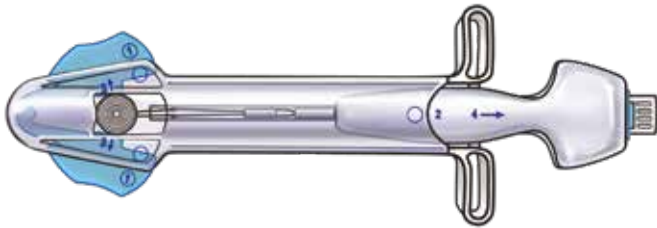


# Heartstring III Proximal Seal System

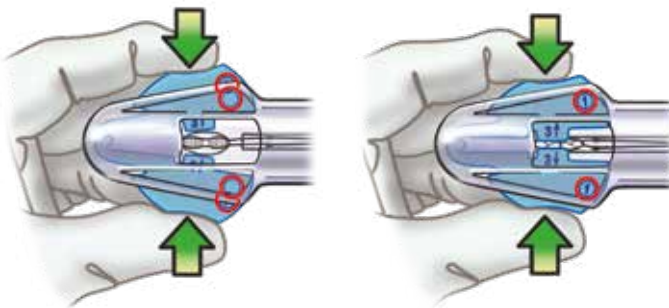
## Loading the device



Remove the Getinge Heartstring III Proximal Seal System from the packaging and follow the “SHARP” four-step process for loading the Heartstring III Proximal Seal into the delivery device.

- S** = Squeeze
- H** = Hold
- A** = Advance
- R** = Release
- P** = Pull

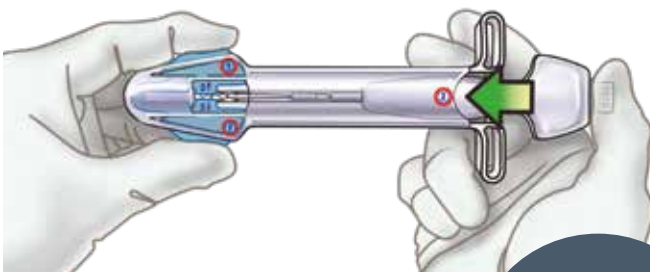
View the Getinge Heartstring III Proximal Seal through the window of the loading device while performing these steps.



### Step 1: Squeeze and Hold

Using your fingertips, **squeeze** and **hold** the two blue wings until the [1] visual cue appears in the adjacent window. Visually confirm that the Getinge Heartstring III Proximal Seal is rolled.

**Do not release the blue wings until the end of Step 2.**

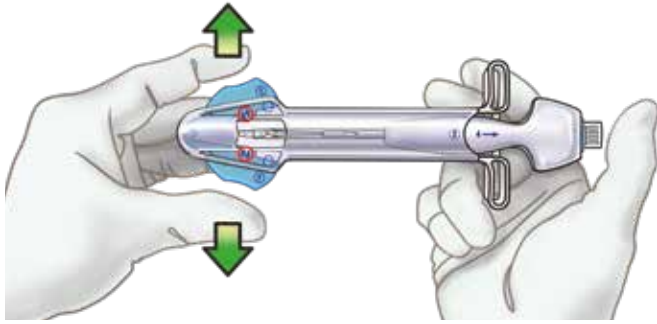


### Step 2: Advance

**Advance** the delivery device onto the rolled Getinge Heartstring III Proximal Seal by pushing on the top, blue area of the delivery device until the [2] visual cue appears in the adjacent window.

**Do not push on the white plunger during this step.**





### Step 3: Release

**Release** the blue wings. You will see [3] arrows in the window. (See circled areas in diagram.)

Visually inspect the Getinge Heartstring III Proximal Seal to ensure it is correctly loaded in the delivery device tube.



### Step 4: Pull

**Pull** the delivery device from the loading device in the direction indicated by the [4] arrow.

**Do not hold the loading device near the blue wings during this step.**



Inspect the Getinge Heartstring III Proximal Seal for correct orientation. Confirm that there are no cracks.



Unlock the Getinge Heartstring III delivery device. The delivery device is now ready for use.

For complete instructions, refer to the Heartstring III Instructions for Use (IFU).

Getinge and **GETINGE** \* are registered trademarks of Getinge AB, its subsidiaries, or affiliates in the United States or other countries • Copyright 2020 Maquet Cardiovascular LLC • All rights reserved • **CAUTION:** Federal (US) law restricts this device to sale by or on the order of a physician. Refer to Instructions for Use for current indications, warnings, contraindications, and precautions.

[www.getinge.com](http://www.getinge.com)

**GETINGE** \*

MCV00019500 REVC