# Sterile Reprocessing and Supply Management

## Workflow offering

GETINGE

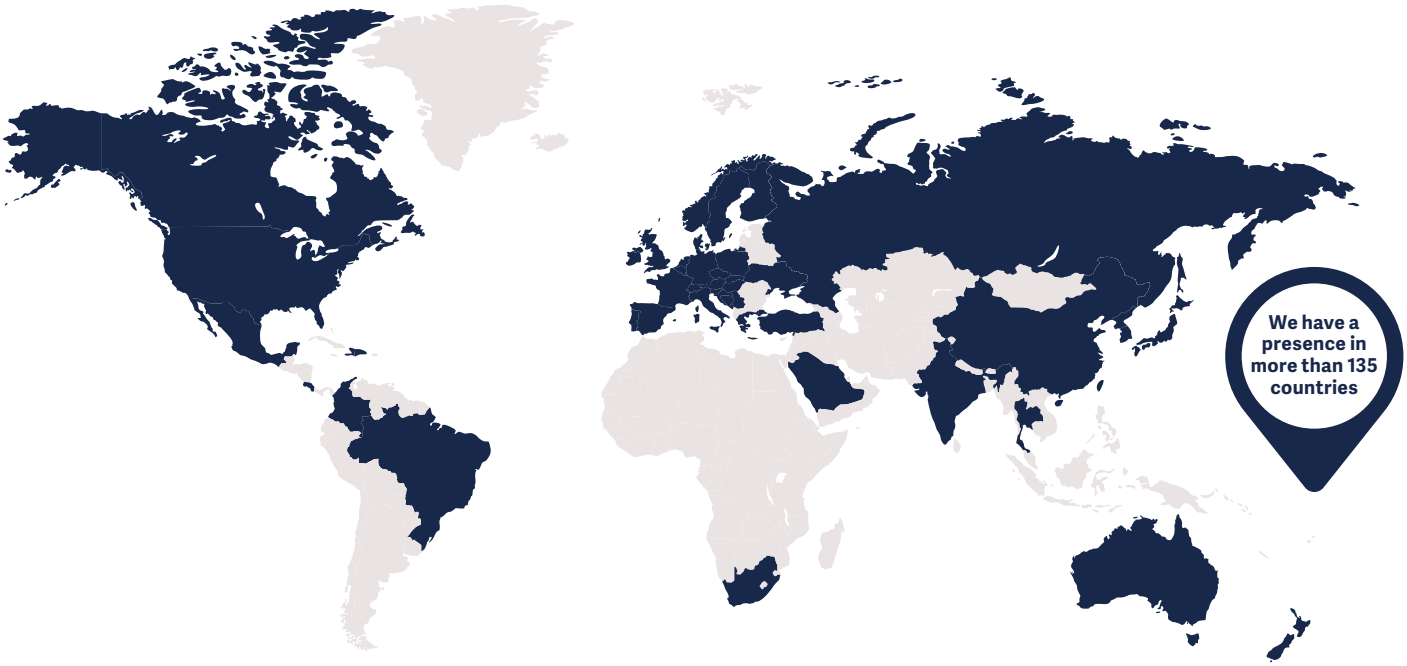


# Our Global Presence

## The value we create

### What we do

Getinge specialises in infrastructure and hospital workflows, we develop optimised room type and planning concepts and implement fully integrated solutions uniquely suited to our partners needs, helping to create the most efficient possible setup for each environment.

### Sterile Reprocessing

With an extensive product offering Getinge is able to support the surgical workflow throughout the hospital. From operating tables and lights, digital integration in the OR through to a complete CSSD offering supported by innovative IT solutions, covering instrument traceability through to patient flow and OR Scheduling Getinge has the flexibility to assist with supporting all dynamic hospital environments.

### The value we create

Getinge's product portfolio helps to contribute to fewer patients contracting serious infections in hospital – a major and costly problem the world over.

Our solutions are a component of achieving greater efficiency in the operating room, to help shorten waiting times for patients and improve hospital finances.

Our goal is that an additional operation should be able to be conducted per room per day at each hospital.

# Sterile Reprocessing in accordance to local standards

## What we do

Getinge specialises in infrastructure and hospital workflows, we develop optimised room type and planning concepts and implement fully integrated solutions suited to our partners needs. With an extensive product offering Getinge is able to support the surgical workflow throughout the hospital. From a complete CSSD offering supported by innovative IT solutions, covering instrument traceability through to patient flow and OR Scheduling, through to operating tables and lights, and digital integration in the OR.

Every day you reprocess a variety of instruments at different times, temperatures and conditions. The one thing you want is assurance that your goods have been thoroughly cleaned and sterilized in accordance with your local standards and facility requirements.

Getinge partner with you to create a solution that supports your dynamic hospital environment, whilst aligning with the requirements of AS 5369:2023.

## Barrier System

As a part of the best practice implemented by AS 5369:2023, Getinge's solutions are based on the barrier principle, ensuring clear separation of soiled, clean and sterile zones. The zones are separated by pass-through washer-disinfectors and sterilizers. Our team can help you to create an effective solution based upon the size and conditions of your facility.

## Complying to AS 5369:2023 Reprocessing of reusable medical devices in health service organisations?

Effective reprocessing of reusable medical devices (RMDs) in health service organizations (HSOs) is a critical aspect in the prevention of health care associated infection.[1] The objective of AS 5369:2023 is to ensure that HSOs correctly clean, disinfect and sterilize RMDs prior to and between patient uses in order to produce RMDs that are able to be used without risk of transmission of infectious agents.[1]

### 1 Soiled Zone

"If it's not clean, it can't be sterile". Unclean items from the OR, wards, outpatient and other departments arrive at the soiled zone, otherwise known as the decontamination area. It is vital that instruments are decontaminated prior to sterilization.

### 2 Clean Zone

The clean and disinfected goods enter the area for sorting, inspection and packing. They can be unloaded manually or by an automated system. Once sorted, inspected and packaged, the goods are ready for sterile reprocessing.

### 3 Sterile Zone

The sterile goods are stored on racks or in storage/distribution trolleys for further transport within the hospital. Getinge supplies various kinds of loading or distribution trolleys that you may need for easy transport.

# 1

## Instrument Reprocessing:
## Soiled Zone

Getinge's products are based on the barrier principle, ensuring clear separation of soiled, clean and sterile zones. The zones are separated by pass-through washer-disinfectors and sterilizers. The following pages will describe what accessories we offer for each of the zones, starting with the soiled zone.

Unclean items from the operating theaters, wards, outpatient and other departments arrive at the reception area – for soiled goods by covered trolleys or by lift – in the same instrument trays, baskets and containers as they were delivered in. After visual inspection, items are either put straight on racks and loaded into the pass-through washer-disinfectors or manually cleaned by soaking, spray-gun rinse and/or ultrasonic cleaning, and then put into the washer-disinfector.

A traceability system must be implemented that documents the processes and cycle information of RMDs through the soiled zone.

Click or scan the QR code to watch a fly through of the Soiled Zone

# Cleaning and Disinfection

## Washer-Disinfectors

Getinge helps to enable a seamless workflow of instrument reprocessing with a complete line of washer-disinfectors, accessories and consumables. Our washer-disinfector range caters for all department sizes and throughputs with a complete range of batch, cart and index solutions.

### 86 Series Batch Washer-Disinfector

The premium resource for your CSSD. Each model is easy to load, operate, and is designed to improve your department's workflow. The booster tank allows for shorter processing time. Optional drying sensor that adapts to load conditions.

- 18 DIN capacity

### Aquadis 56 Washer-Disinfectors

Aquadis 56 Washer-Disinfectors provide effective cleaning and high throughput in a small physical and environmental footprint. The two-pump system uses water efficiently and effectively, minimising utility consumption.

- 12 DIN capacity

### Getinge Automation System

Getinge's Automation System loads wash carts onto the automatic loading conveyor and as soon as one of the washer-disinfectors is available, the shuttle automatically picks up the next wash cart and delivers it to the free washer-disinfector. The washer-disinfector automatically selects the correct program, using a bar code mounted on the wash cart.

### Getinge Return Conveyor

Getinge Return Conveyor is fully automatic and brings the empty carts back from the clean side back to the soiled side. Automatic rollers on the conveyors makes the loading and unloading of carts easy and minimises the strain for the operator. The conveyor is ergonomically designed and equipped with plain start-stop-reset buttons for hassle-free operation.

# Cleaning and Disinfection

## Washer-Disinfectors

With tailor made solutions we can help you to develop an efficient and effective workflow to streamline the process of cleaning and disinfection.

### 9100 Series Cart Washer-Disinfector

Combines good design and smart solutions to deliver cleaning that is effective and efficient. The cart washer can clean and disinfect instruments, transport carts, containers, bowls, basins as well as medical equipment, such as Getinge Operating Tables.

### Aquadis Index Washer-Disinfector

Getinge Aquadis Index is a versatile and high-performance multi-chamber washer-disinfector that combines high capacity with low utility consumption. With a modular design and a broad range of available accessories, the  technology adapts to the needs of your facility – delivering reliable performance and results.

# Cleaning and Disinfection

## Accessories

To secure best routines for infection control, high efficiency and an ergonomic workplace, the entire workflow of sterile goods must be considered. That's why Getinge offers not only washer-disinfectors, but complete processing systems from sinks to a complete line of accessories to fit out your department.

### Height Adjustable Wash Stations

Getinge can offer height adjustable wash stations designed specifically for your hospital. Electronic height adjustable washing stations provide flexibility within the CSSD. At the push of a button, the electronically height adjustable wash station is able to easily adjust to ergonomic working heights to reduce strain for all users. The wash stations are made from stainless steel and come equipped with all required accessories.

### Stainless Steel Cleaning & Rinsing Guns

The stainless steel cleaning and rinsing guns are designed for use with demineralised water for effective rinsing of instruments and drying them with air. The guns come with Stainless Steel Attachments and are designed to be wall mounted. The guns can be disassembled by hand for cleaning and reprocessing through a sterilizer.

### Wash Carts

Getinge's line of loading equipment offers flexibility and allow you to adapt your load needs. Shelves and spray arms are removable without the use of tools to accommodate trays of varying heights that maximises the load amount. The flexibility of the system means that fewer carts are required, which helps to save money and space in the facility.

### Drying Cabinets

The Getinge 363 Drying Cabinet is designed for drying anesthetics accessories in cassettes and for instruments in standard trays. Features single door & pass through options. Equipped with 6 cassette retainers and 9 removable shelves.

# Cleaning and Disinfection

## Accessories

To secure best routines for infection control, high efficiency and an ergonomic workplace, the entire workflow of sterile goods must be considered. That's why Getinge offers not only washer-disinfectors, but complete processing systems from sinks to a complete line of accessories to fit out your department.

### DIN Trays & Baskets

Complete line of wire and fine mesh baskets, instrument trays, fixation systems, endoscope baskets through to flexible storage and distribution trolleys. Help support the movement of goods from the OR and back again after completed cleaning, disinfection, inspection and sterilization.

### Loading Equipment

Getinge SMART is a line of carefully designed trolleys that make loading and the distribution of instruments fast and efficient. At the push of a button, the electronically height adjustable trolley is able to easily adjust to ergonomic working heights to reduce strain for all users. Power-Drive reduces the strain by maneuvering with little effort.

### MIS Modules

MIS Modules come in various sizes and configurations. Our MIS accessories are based on an open platform where different modules complement existing wash carts with additional functionality. The modules can be configured with different connection adapters to circulate cleaning and rinsing solutions through the inside of lumens for thorough cleaning.

# Cleaning and Disinfection

## Consumables

Getinge offers a wide range of consumable products to help achieve validated results. From cleaning detergents to soil tests through to dosing solutions each help guide every step to clean and disinfect instruments.

### Getinge Clean Detergents

We offer a comprehensive range of instrument cleaning detergents and maintenance products to meet your department needs. The range includes formulations to handle the most challenging of instrument cleaning obstacles such as pre-treatment, complex minimal invasive instrumentation, prion (Creutzfeldt- Jakob disease) and biofilm.

### Getinge Assured Wash Monitors

Our wash monitoring indicators perform routine process performance tests in both ultrasonics and washer-disinfectors. They assess cleaning efficacy and help by providing an easy to read monitor at that point on all phases of the process. The same test is available in lumen monitors that can be used across both rigid and flexible holders.

### Getinge Assured Protein Tests

A quick and easy test use to detect residual protein on surfaces and surgical instruments. This test provides a semi-quantitative measure of surface cleanliness; the higher the level of contamination of protein (bioburden), the darker and faster the colour changes to blue. Accuracy of 1 µg in less than 10 seconds.

### Getinge Assured Test Soil

The Getinge Assured Test Soil has been carefully designed to simulate the soiling that occurs during theatre use. The bright red colour of the test soil allows easy identification of areas that have not been properly cleaned. The test soil is available in singular pots and boxes of 10.

# Cleaning Management System

## A better way to manage your detergents

Getinge CMS is a central dosing system that maintains the correct level of detergent for up to 15 washer-disinfectors, ultrasonic cleaners, or manual cleaning stations within the CSSD.

### Designed to keep your department running seamlessly

Getinge Clean Management System (CMS) keeps washer-disinfectors day tanks and other connected equipment topped up at optimal levels. The system consists of sealed day tanks which are used as a buffer between the detergent containers and the connected equipment. Each day tank is also equipped with three level sensors to maintain the right detergent level so your staff don't have to worry about having to check the detergent levels or tanks running dry.

The washer-disinfectors utilise their standard dosing system with suction wands, detergent pumps and flow meters. This simplifies implementation since the validation process in the washer-disinfector is not affected.

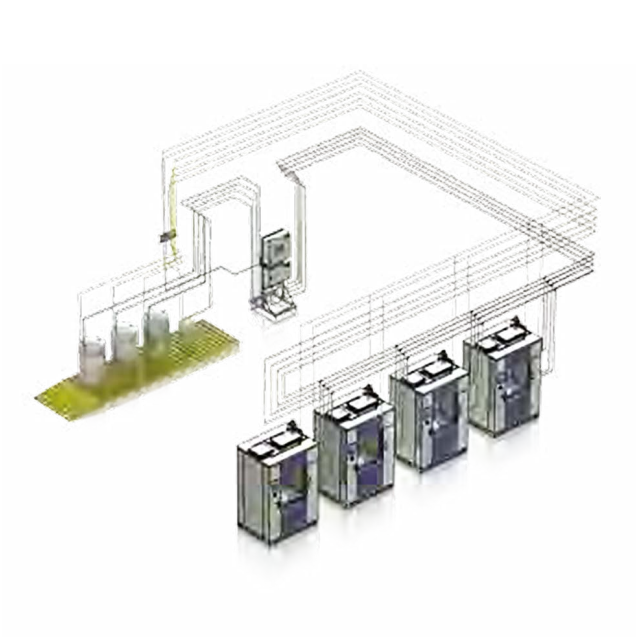

### Remotely check your system parameters and detergent levels

FleetView (Included Free of Charge) can be used to remotely check system parameters. The software sends a notification via email and/or text (SMS) message to your mobile phone or PC to indicate the CMS has reached ordering level. It also provides a warning alarm before levels reach a critical point.

FleetView is the enabler of Getinge Services that helps to ensure the highest performance and availability of your Getinge equipment along with access to valuable information via your personal web portal.

**Click or scan the QR code to get a visual tour of the Clean Management System**

# Water Pre-Treatment

## With Electrodeisonisation (EDI)

CSSD's and endoscopy units use municipal tap water with scattered combinations of water treatment products to enhance water quality. Studies and experience shows however that optimal water quality is far from always achieved. The new Getinge WPT delivers ultra-pure water of suitable quality throughout the instrument reprocessing workflow, to maintain the lifespan of your surgical instruments, sterilizers and washer-disinfectors while maximising your throughput.

Our WPT is equipped with EDI (electrodeionisation) which is used post RO and polishes the water to reach a low conductivity level. Getinge can assist in optimising your entire workflow – from the moment the instruments have been used, to the moment when they are removed from their sterile pack and are ready to be used again.

### Small footprint

A freestanding cabinet with a built-in system and no visible tubing. Getinge WPT takes up less floor space compared to other WPT-systems.

### Protects your investments

Helps to maintain the life span for your sterilizers and washer-disinfectors as well as for your endoscopy units. Reduces the risk for pitting and other damage on the instruments you reprocess.

### All In One

Pre-tested with pre-installed components, integrated buffer tank and distribution pump. No time-consuming installation.

### Many different uses

Getinge WPT is used to produce water to washer-disinfectors, sterilisers and endoscopy units.

### Always connected

Managed from a 7'' LCD colour touchscreen, Getinge WPT has a dedicated control system that keeps you connected to the present status and all water treatment functions. Parameters controlled and monitored include conductivity values of incoming and distribution water, flows, tank level, status of filters, level of salt and more. Every data recorded is logged and can be copied to an external USB stick.

**Main components of the Getinge WPT:**
1. Compact size
2. Softer
3. Salt reservoir
4. Prepack-particle and carbon filter
5. RO-filter
6. EDI (option)
7. UV-light
8. Water Tank 300L
9. Pump RO
10. Control and power unit
11. Distribution pump

## Compliance to standards

The WPT water is used in the final rinse phase of your washer-disinfector to meet the requirements of tables 7.2 and 7.3 of AS 5369:2023*. The water is also used for the steam generator requirements in table 7.4. Getinge WPT also meets both NE/IEC 61010-1:2010 and EN 61000-6-3:2007+A1-EMC.

**depending on feed water quality*

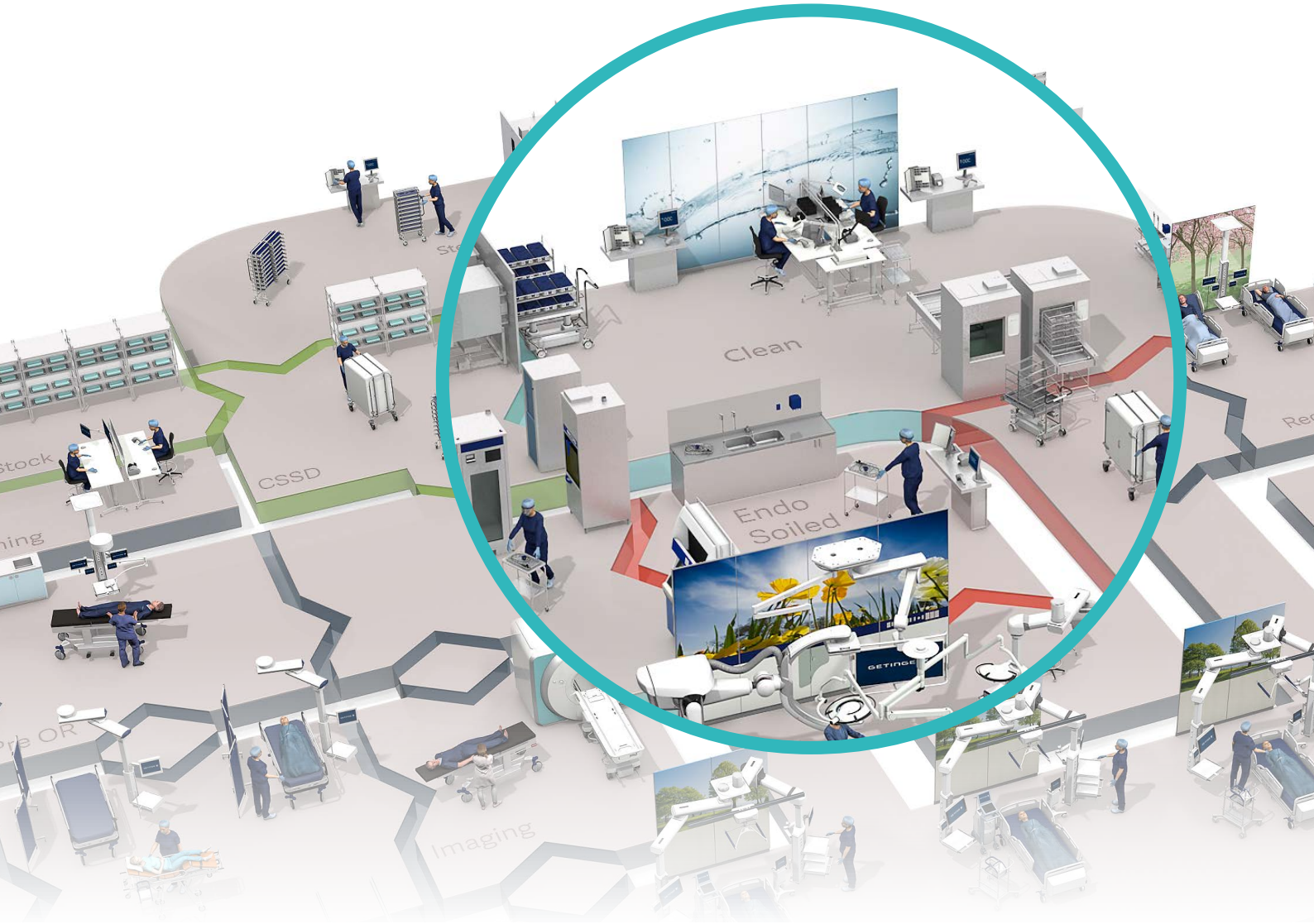


# 2

## Instrument Reprocessing:
## Clean Zone

On leaving the washer-disinfector, the clean (but not sterile) goods enter the area for sorting, inspection and packing. For these tasks, Getinge has a full range of practical and easy-to-use equipment that can be adapted to suit different requirements and capacities. Mobility, efficiency and ergonomics are features that reflect the accessories in this area. Once sorted, inspected and packaged, the goods are placed in pass-through sterilizers.

Click or scan the QR code to watch a fly through of the Clean Zone

# Steam Sterilization

## Sterilizers

Getinge has extensive experience in sterilization products and is able to provide a steam sterilization solution for most CSSD departments. Getinge is able to configure our sterilizers to achieve your desired throughput demands whilst also managing space constraints.

### GSS67H

A high capacity steam sterilizer that helps to improve your throughput and reduce your utility consumption. Increase load capacity without increasing space. Can be configured to suit site specific requirements.

- 6, 8, 10, or 12 STU capacity

### GSS610H

Built for high efficiency and throughput, with features that help to optimise utility consumption. The centric interface requires less training, making it easy for all users. The sterilizer is available in four different chamber depths to suit your department's reprocessing needs.

- 9,12 or 18 STU capacity

# Low Temperature Sterilization

## Sterilizers and Consumables

Getinge has one sterilization option available for instruments and materials that need to be reprocessed at a lower temperature, a sterilizer that uses formaldehyde.

### GSS67F

The Getinge GSS67F has a dual function steam and formaldehyde sterilizer (55°C - 80°C). The GSS67F has a larger load capacity than comparable low temperature sterilizers; combined with a reduced process time, this increases the overall throughput in your CSSD.

- 6 or 8 STU capacity

### Formaldehyde

Getinge non-reusable formaldehyde bottles are intended for use with Getinge GSS67F Sterilizers. Formaldehyde is compatible with a wide variety of endoscopes and other instruments requiring low temperature sterilization. The content inside the bottle can be seen before use. An alarm is activated when the bottle is empty.

# Sterilization

## Sterilizer Accessories

With tailor made solutions we can help you to develop an efficient and effective workflow to streamline the process of sterilization.

### Loading Equipment

Getinge SMART is a line of carefully designed trolleys that make loading and the distribution of instruments fast and efficient. The trolley range is based on an ergonomic concept for efficient loading and distribution of goods. Easily adjust to ergonomic working heights to reduce strain for all users. Power-Drive reduces the strain by maneuvering with little effort.

### Flexible Storage Trolleys & Accessories

The storage trolleys and accessories can be used in a range of facilities. Each trolley can be adapted by choosing one of the three trolley models then selecting from the range of optional accessories. Available in single-sided, modular and double-sided trolleys.

### Packing Tables

The tables are developed especially for work in the packaging area; for sorting, inspection and packaging of various sets of surgical instruments. The Getinge tables are designed with flexibility, ergonomy and functionality in mind.

The interplay between smooth edges, stainless steel framework and fine work surface promotes improved cleaning. The packaging tables can be used as they are, fixed or height adjustable.

### Getinge ProSeal Premium Heat Sealer

A rotary heat sealer for every need, provides validated sealing of sterile bags and pouches.

The slow-start function minimises the number of wrinkled seams and consistent centric user interface. Integratable with T-DOC and with a built in printer to record critical sealing parameters.

# Sterilization

## Consumables

Getinge helps to enable a seamless workflow of instrument reprocessing. We can help you develop an efficient and cost effective workflow to streamline the process from the moment the instruments have been used, to the moment when they are processed and ready to be used again.

### Bowie-Dick Tests

Getinge's innovative Bowie-Dick type tests have been developed and tested to conform to the requirements of EN ISO 11140-4. Our sensitive advanced ink technology provides greater accuracy and user information on process conditions compared to conventional test packs.

### Chemical Indicators

Getinge Assured Emulating Indicators are the most advanced chemical indicators for monitoring the specific steam sterilization parameters of time, temperature and steam inside the pack.

When a pack is opened, OR staff can quickly verify that the conditions for sterilization were achieved in the location in the sterilizer where the pack was placed.

# Sterilization

## Consumables

With tailor made solutions we can help you to develop an efficient and effective workflow to streamline the process of sterilization.

### Process Challenge Devices

Helps to verify air removal, steam penetration, exposure levels and deep vacuum necessary for the sterilization of hollow lumen instruments. Batch Monitoring System annondised aluminium device is re-usable, the Helix Test is also available as a re-usable for 250 uses alternative. The test is available in 3.5, 4, 5.3 and 7 minutes.

### Titems Instrument Holders

Helps to secure delicate surgical instruments and protect them from damage during steam sterilization. Designed to protect against punctures during storage after sterilization. Features clear viewing of the instrument tip for easy identification.

### Biological Indicators and Incubators

Smart Read EZTest and EZTest are a range of self-contained biological indicator for monitoring steam, ethylene oxide or $H_2O_2$ sterilization.

Smart-Read EZTest allows a user to release sterile product with true biological confirmation. This system uses a biological indicator (BI) - with no added enzyme which is incubated, evaluated, and documented in one simple, automated operation.

### Getinge Assured Tape

An exposure monitor that securely seals packs, and provides a visual assurance that the package has been exposed to the steam sterilization process.

Offers a high quality adhesive with lead free ink to help ensure there are no hazardous waste issues. Available for steam and ethylene oxide sterilization.

# Providing automation since 1999

## With the Air Glide System (AGS)

### High volume reprocessing

Most large CSSDs contain multiple washers and sterilizers aligned side by side, which can often mean a major bottleneck. Trolleys with goods have to wait in line, with staff on hand to move them into place manually when a machine is available. The staff must then manually select the right program for the goods adding further risk of human error.

### The solution

The AGS solves these problems. You simply leave the goods at a loading point on the clean side and pick them up at an unloading point on the sterile side. It couldn't be easier.

## Automated loading and unloading

### How it works

The AGS includes one loading shuttle that automatically moves along the front of the loading side and another along the unloading side. All shelf racks are loaded at one or two loading points onto a loading conveyor, and don't have to be handled manually again. As soon as a sterilizer or washer is about to become available, the shuttle automatically picks up the next shelf rack from the loading conveyor and delivers it to the machine so that the shelf rack can be loaded the moment the machine is free. The AGS automatically sets the sterilizer or washer to the right program for the load in question. No supervision is needed, and it can all be automatically documented for full traceability.

## Intelligence meets automation T-DOC and robotic driven sterile reprocessing

Interfacing T-DOC with hospital IT infrastructure and robotic solutions helps take the sterile reprocessing to new levels of automation. With T-DOC as the driving intelligence, robotics allow the CSSD to increase production throughput, optimise stock management and improve work environment.

### Create value based on T-DOC data

To ensure correct and just-in-time delivery of surgical instruments to any surgical procedure, the hospital must have a link between the OR and CSSD. T-DOC is the link between the two departments that enables the important exchange of relevant data.

With T-DOC's intelligence and ability to interface with hospital information systems, surgical scheduling systems, and material management systems, the immense data can be used to create great value for the entire hospital.

Combining data with T-DOC's interface to robotic solutions, TDOC allows for an end-to-end automated sterile supply workflow, utilising the T-DOC Case Cart Solution.

# The values of automating the sterile supply flow

### Increase production throughput
Applying robot technology to the sterile supply workflow enables a higher production throughput with the same number of employees. With this, you can expand production capacity outside the normal operating hours.

### Reduced risk of human error
Reducing manual work lessens the risk of human error. Robotics can enable a more consistent result leading to a higher level of quality, increased accuracy in traceability, and overall improved workflow.

### A well-planned surgical schedule
To take full advantage of the automation and maximise the highest possible throughput, puts demands on both the production planning as well as the surgical schedule planning. Combining automation with T-DOC enables you to plan and optimise your production while limiting the non-productive time between surgical procedures.

### Optimise your instrument stock management
Automation of the sterile stock assists you in managing your instruments in less space. The T-DOC managed stock robot supports management of expiry dates and first-in-first-out principles. Therefore, you are able to manage an even use of instruments.

### Improvement of working conditions
Introducing automation to the sterile supply workflow relieves the physical burden on staff by removing cumbersome tasks. Instead, staff can focus on delivering value-added work. Ergonomics are highly improved, thereby encouraging the best possible care for staff.

### Efficient utilisation of premises
Automating the sterile supply workflow can be adapted to your needs either in new hospital construction or in existing premises. Robots are flexible and have less requirements for the physical working environment than staff, making it possible to place in less desirable working conditions such as a basement stock area.

# Endoscope Reprocessing

## Equipment & Consumables

As endoscopes are used in an increasing number of procedures, endoscope reprocessing becomes an increasingly important part of any infection prevention plan. Getinge can help to develop optimised room type and planning concepts for your new seamless workflow with our pass through technology employing a barrier system that reduces cross-contamination.

### ED-FLOW AER

ED-Flow Automated Endoscope Reprocessor (AER) offers a pass-through design that allows for a true physical barrier between soiled and clean sides. With two asynchronous chambers and 23 minute cycles, you can have a fast and versatile follow. Hands-free operation helps to reduce risk of cross contamination.  It's also available in Single Door (SD) functionality.



### Connectors

Getinge ED-FLOW AER is designed with tailored connectors for reprocessing a variety of endoscopes. Getinge partners with endoscope manufacturers to develop connectors for new generation scopes to accommodate the ever changing needs for multi-port endoscopes.

### EDS8 Drying and Storage Cabinet

Getinge EDS8 drying and storage cabinet allows for up to eight disinfected flexible endoscopes to be available for immediate use. Horizontal shelves help to prevent cross contamination and mitigate endoscope damage. A common basket with our ED-Flow – enables a streamlined workflow and helps to reduce risk of damage during handling.

### Aperlan A, Aperlan B & DLC

We made it easy to use in everyday work, we have also simplified changing detergent and disinfectant bottles. Features an alkaline type detergent (DLC) with well-documented efficiency for protein and biofilm removal. The high-level disinfectant used is the peracetic acid-based (Aperlan A & B), where two agents are mixed inside of the machine.

## Getinge Clean Manual Pro+

With four enzyme types and a balanced surfactant package, Manual Pro+ removes soil from instruments and devices and exhibits biofilm removal properties. It is compatible with metals, ceramics, glass, plastics and elastomers.

A multi-functional pH neutral detergent for medical device cleaning

| Detergent | Standard Dose Rate | Heavily Soiled Dose Rate |
|---|---|---|
| Getinge Clean Manual Pro+ | 2-10mL/Litre | 20mL/Litre |
| Other brands on the market | 10mL/Litre | 50mL/Litre |

## Importance of biofilm removal

Biofilm is the growth of one or more types of microorganisms that can stick and grow on surfaces without proper cleaning. The biofilm cleaning efficacy pass criterion of ISO 15883-5F is removal of more than 90% of the original biofilm. A study showed using the same cleaning cycle performed with distilled water at 40°C, 1:100 diluted detergents showed Getinge Clean enzymatic detergents removed >90% (Pass) biofilm (Kirchmajer & Sava, 2013[2]).

Our ED-FLOW uses Getinge DLC alkaline detergent that has proved to be an effective protein and biofilm remover[3]. A study evaluated the efficacy of the cleaning stage of a standard cycle in the ED-FLOW. The results showed DLC was able to reduce 97.7% of the biofilm initial protein in chamber 1 and 99.4% of the initial protein in chamber 2 (Richard, 2009). This results of the study were consistent with the cleaning efficacy requirements of ISO 15883-5F.



**Click and scan the QR code to get a closer look into your new Endoscopy Department**

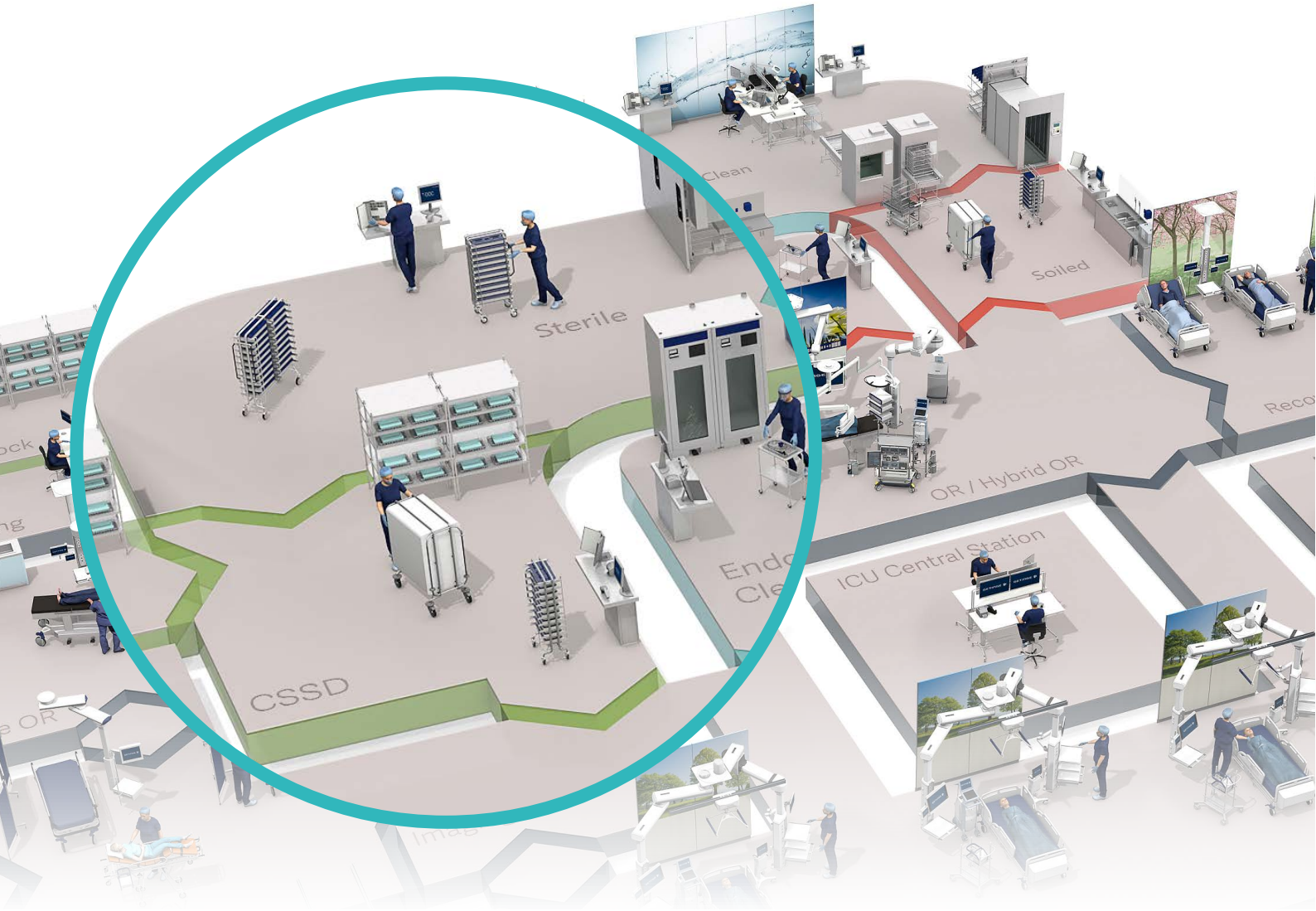


# 3

## Instrument Reprocessing:
## Sterile Zone

On completion of the sterilization process, the sterilizers are unloaded with Getinge's ergonomical, user-friendly equipment. The goods are then further transported to sterile storage or directly to the point of use. Whatever the type of goods carrier and transport, Getinge has the right equipment. All of these products will be found in the next chapter.

Click or scan the QR code to watch a fly through of the Sterile Zone

# Sterile Storage

## Equipment

Getinge sterile storage solutions help to enable effective instrument storage. Our product offerings are designed to keep instrument storage organised whilst keeping instruments protected from damage. Using T-DOC you can assign items to designated storage locations; and select items for use based on their expiry.

### Getinge Smart Open Distribution Trolley (DTO)

Distribution trolleys are designed for effective, ergonomic transport of baskets and/or containers. They are used in packing areas in sterile zones, and for transport to and from soiled zones throughout the hospital. Available with both enclosed hard-cover and open style systems.

### Basket Rack

The basket racks are available in single or double configurations to fit Getinge's SPRI modular wire baskets in sterile storage and/or for pre-storage of clean packed goods. The rack is designed as an open unit to promote aeration of sterilized goods and to make inspection of stored goods as easy as possible.

### Closed Transport Trolley

The fully welded closed transport trolley is made of 18/10 stainless steel and has the capacity to hold0 9 STU and 3 solid removable shelves across 4 levels (3 x 3 STU). The hard-cover aims to protect goods from dust and damage. The trolley is  mobile unit to efficiently move trays around your department.

### Protective Covers

The protective covers are designed to fit the DTO and BUS open distribution trolleys for the transport or storage of goods. The range includes both disposable plastic covers and washable cloth covers. The cloth covers have zippers in two corners so that one long side can be opened to access the goods.

# Getinge's Traceability Solutions

## Leading the way in traceability, with 1,100 customers in Australia and New Zealand

Getinge is the leading provider of traceability solutions. In Australia and New Zealand we have over 1,100 customers, over 16 years extensive experience and a large dedicated local team making Getinge the largest provider of traceability solutions.

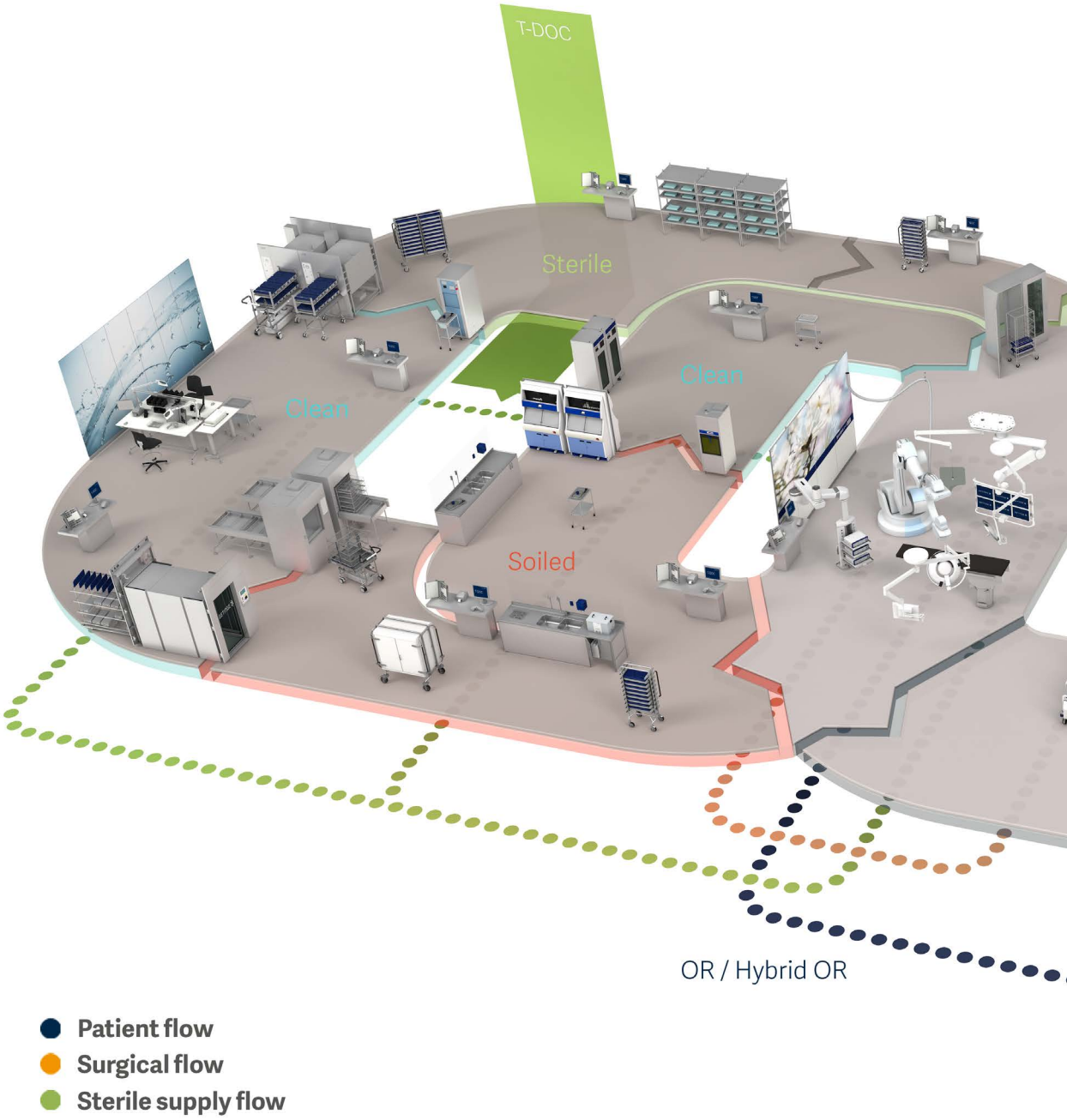

**Subscription payment plan**
Getinge now offer subscription model payment plans which create flexibility and are designed to minimise upfront capital costs while reducing the manual ordering processes for your facility.

**Get in touch to find out more about our subscription packages:**
1800 438 464
sales.au@getinge.com

# Sterile Supply Management

## Your traceability partner

We provide the expertise to evaluate and offer the optimum solutions to meet our customer's needs, coach our customers step by step through the implementation process and provide continued after sales service and support.

When it comes to the sterile workflow, Getinge offers a complete range of traceability solutions to enhance the sterile workflow from our Meditrax range to T-DOC 2000 which offers robotics and automation functionalities. As your dedicated partner for traceability, we enable you to select the best solution for your facility.

The modular functionality of each solution gives you flexibility to develop and adapt your system over time. We have designed our solutions to allow your department a gradual and smooth transition throughout your traceability journey. Whether this be from manual tracking to electronic tracking, or through to an advanced robotic solution.

- Getinge supports a seamless transition from manual to electronic tracking.
- Each of our tracking solutions assists with compliance to AS 5369:2023 standard.
- Modular solutions can be easily upgraded and expanded.
- Subscription model payments create flexibility.

### Your traceability partner in the sterile workflow

**Your traceability partner in the sterile workflow**

Would you like to know more?

Click or scan the QR code to learn more.

# Modular solutions to meet your ever changing needs

## MEDITRAX®

MEDITRAX is a comprehensive manual traceability solution that allows you to record each and every step in your sterile supply workflow.

The MEDITRAX® Total Traceability System (TTS) was designed to provide documentation with tight control, to dramatically lessen the potential of process errors and highlight any deficiencies.

## T-DOC Select Starter

An entry level solution allowing for expansion towards a full electronic traceability solution. T-DOC Select Starter enables you to electronically manage your instrument and tray data in a central database including instrument and tray names, supplier information and tray content lists. Used in conjunction with the MEDITRAX® manual traceability solution, enabling you to implement a total traceability solution through the entire sterile workflow.

## T-DOC Select

T-DOC empowers the CSSD with operational, statistical and production data that assists with compliance to AS 5369:2023 standard. T-DOC supports an accurate and consistent workflow by providing staff with clear and image driven instructions in reprocessing, packing and distribution. Furthermore, T-DOC informs staff which instruments and trays to use first based on expiry date, which reduces time consuming and costly re-sterilization.

## T-DOC 2000

T-DOC 2000 is our most comprehensive sterile supply management and traceability solution. Bringing complete overview and integration to the instrument supply chain. Plan and prioritise your production according to the surgery schedule for the highest functionality and utillisation, enabling an optimal workflow. T-DOC 2000 is a scalable solution tailored to your hospital's specific needs, while helping to reduce the risk of human error through greater process automation.

# Getinge Installations

## Project planning

Everyday the Getinge Projects team are in consultation with our customers to plan departments across the Hospital - from CSSD, Theatre, ICU & Emergency.

We have the local and global capabilities to help and assist our customers, not only to configure their department  layout but also to build and manage large project implementation. We work closely with architects and builders throughout Australia and New Zealand and we can support all stakeholders demonstrating conceptual layouts, in 3D rendering, as well as virtual reality to visualise your final concept.

### Planning and Implementation

Getinge partners with your hospital to develop optimised room type and planning concepts that are designed to help improve everyday working life while adhering to your strict budgets and deadlines. These tailored concepts build long-term plans that efficiently use current resources while leaving plenty of space for future changes.

Our modular room system Variop, adapts to a variety of spatial conditions and requirements – allowing CSSD departments to plan for additional capacity in the future.  Variop creates a sleek, calming atmosphere, whilst helping to facilitate a hygienic environment with its smooth powder-coated surfaces and stainless steel wall elements, designed for sensitive environments.

# Project installation with local support

We understand time is precious and the need to get things right first time. Communication is critical to the success of any project. And with a dedicated local team, Getinge can help ensure this.

### Installation

Supported by our local service team at Getinge, we are able to undertake a range of physical site activities such as hardware installation. Talk to our team to understand the full range of services available from Getinge.

### Commissioning

Getinge can provide a wide range of commissioning services from the CSSD to the clinical environment. All commissioning (IQ, OQ, PQ) aligns to relevant Australian and New Zealand Standards.

### Supervision

Getinge maintains a team of installers to lead and educate site resources for the required durations on site.

### Handover

Upon completion of your installation, Getinge provide a formal handover providing documentation back to the customer to review and ensure everything has been done to the scope of work. This is a formal process, at which time this is handed over to the service business for the ongoing service and warranty of the equipment.

# Go Live

Upon 'go live' of your new solution, you will benefit from dedicated training and support with the Getinge Academy of clinical trainers, who are experts in their relevant fields.

Our team will work with you to develop tailored education plans. Meetings with education and management teams will identify requirements and outcomes, allowing us to outline best strategy for education. Whether we are training a handful of staff or hundreds of staff, Getinge has the capability and local support structure to deliver the right training for you. Go live can be implemented with structured education, formal and informal across all shifts.

As your dedicated partner, we know that training is an ongoing priority, not just a one-off process. Getinge will prioritise ongoing meetings with key stakeholders to track and fine tune future training requirements.

Partnering with Getinge gives you access to the clinical/ device updates via formal and informal education strategies, phone, web and site visits.

## Benefit from our local Experience Centre

Our local Experience Centre in Brisbane offers a Central Sterile Supply Department (CSSD), an Operating Room (OR), and training facility that can accommodate in person and virtual training.

At Getinge, we place a strong emphasis on training, offering our customers opportunity for continuous demonstrations and ongoing product based educational support.

## Getinge training programs

Our training programs are designed to cover all needs. Both super-user and general training staff will be empowered and comfortable in using, troubleshooting and training on the equipment.

**Global and local Getinge Experience Centres**

Our Experience Centre is a great place to experience what Getinge is capable of and how we can be your best partner.

Click or scan the QR code for a 360 virtual tour of our global Experience Centre in Tokyo.

# Ongoing Support and Service

Getinge has a long and proud history of designing and developing medtech equipment. In line with our quality and operability of our equipment we also support our customers by providing support through our service department.

Our trained Field Service Engineers are available to ensure your equipment is maintained to maximum availability and longevity from your investment.

We believe in the philosophy of partnering with our customers to understand your operating needs and requirements. This allows us to support you doing important things like caring for your patients.

With our Getinge Care service we are able to tailor service support to meet your environment and operating constraints. Out Field Service Engineers have extensive experience in the medical field and are able to work in with your caseloads, facility standard operating procedures and environmental constraints.

To ensure you are able to meet the needs of your patients we are also able to provide biomedical training to your internal biomedical engineers to have the ability to maintain your equipment independently and escalate when further support is needed.

### Preventative

Partner Preventative Maintenance labour and parts from a product specific service schedule: the intention of Preventative Maintenance is to help avoid unexpected expenses by identifying problems before they become actual or critical.

### Comprehensive

With one set payment, the Comprehensive package gives you full financial control over your investment. This package includes all Preventative Maintenance parts and labour as well as all Corrective Maintenance parts and labour.

### Partner

Getinge will train your in-house engineering team on how to conduct the manufacturer's recommended diagnostics test. This allows the flexibility to reduce cost and minimise downtime with your own on-site team. Our Partner package includes nominated Preventative Maintenance and Corrective parts.

# Notes

**References**
1 AS 5369:2023 Reprocessing of reusable medical devices in health service organizations
2 Kirchmajer, D. & Sava, A., 2013. 'Comparison of biofilm removal efficacy of medical instrument detergents' Novapharm Research Australia Pty Ltd
3 Richard, M. 2009. 'Evaluation of the efficacy of the cleaning stage of the standard cycle of an endoscope washer-disinfector according to ISO 15883-4:2008 Clauses 4.3.5 and 6.11.3 - Getinge ED Flow AER' Biotech-Germande

GETINGE

With a firm belief that every person and community should have access to the best possible care, Getinge provides hospitals and life science institutions with products and solutions aiming to improve clinical results and optimise workflows. The offering includes products and solutions for intensive care, cardiovascular procedures, operating rooms, sterile reprocessing and life science. Getinge employs over 12,000 people worldwide and the products are sold in more than 130 countries.

**© 2025 Getinge Australia Pty Ltd ABN 67 009 673 518**
**Australian Phone:** 1800 438 464 **Email:** sales.au@getinge.com
**New Zealand Phone:** 0800 1 438 464 **Email:** sales.nz@getinge.com

**www.getinge.com/anz**

ANZ_DHS_V1_002_0825
EXP 08/28