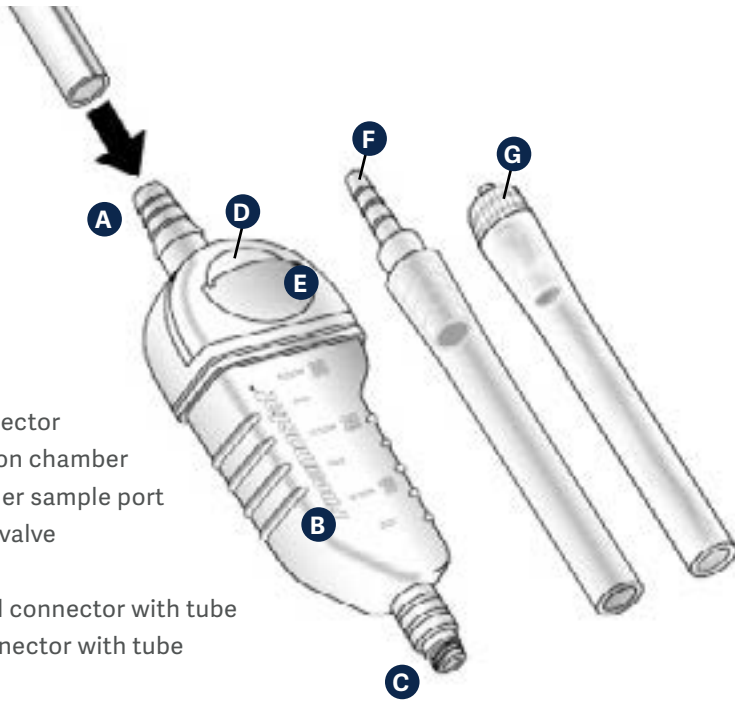




Atrium Pneumostat

Chest drain valve



- A Stepped connector
- B 30 ml collection chamber
- C Needleless Luer sample port
- D One-way seal valve
- E Air leak well
- F Small stepped connector with tube
- G Luer-lock connector with tube

Description

The Atrium Pneumostat is a disposable, single patient use chest drain valve for thoracic drainage with 30 ml collection volume. A needleless Luer port provides for fluid removal by syringe.

Set-up

Cut off beveled end of patient catheter and insert Pneumostat stepped connector end firmly into catheter. The Pneumostat stepped connector fits thoracic catheter sizes 24Fr to 40Fr. Adaptors are provided for smaller sized catheters and pig tail catheters.

What to check during system operation

Connections

Check the connection between the chest tube and the device. This may be taped for added security.

Air leak detection

Add 1 ml water to air leak well to confirm air leak. Bubbling in water will confirm a patient air leak. Empty air leak well after use.

Sampling drainage

Must be in accordance with approved hospital infection control standards. Alcohol swab needleless Luer sample port prior to and after syringe attachment.

Collection graduations

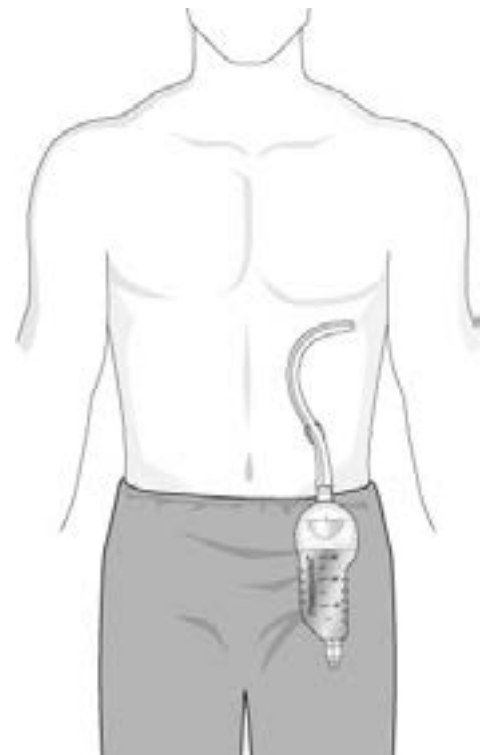
Collection chamber graduations are in 5 ml increments up to a maximum capacity of 30 ml.

System disconnection

Clamp off all indwelling thoracic catheters prior to disconnecting chest drain valve from patient.

System disposal

Disposal of chest drain valve and contents should be in accordance with all applicable regulations.



Frequently asked questions

What if my patient has a lot of drainage?

Assess fluid drainage daily. If there is more than approximately 20 ml per day, or fluid is not watery pleural fluid, you may suggest switching the patient to an Express™ Mini 500 Chest Drain for fluid and air drainage instead.


Can I empty the Pneumostat?

Yes. Withdraw fluid as needed with a needleless, Luer-lock syringe (wiping the port with alcohol before attaching syringe), or replace the Pneumostat if the collection chamber is full.

What if I can't withdraw fluid through a sample port?

If port becomes occluded due to clot formation, we recommend replacing the Pneumostat.

Have a question or need help in a hurry? Call Getinge toll free at 1-800-528-7486.

■ Oasis, Ocean, and Express are manufactured by Atrium Medical Corporation / 40 Continental Blvd., Merrimack, NH 03054 / Tel. (603) 880-1433. • Protected by the following international and U.S. patent(s): <http://patents.maquet.com>. • ⚠ CAUTION: Federal (US) law restricts this device to sale by or on the order of a physician. • Getinge, GETINGE , and Atrium are trademarks or registered trademarks of Getinge AB, its subsidiaries or affiliates in the United States or other countries • Atrium, Oasis, Ocean and Express are registered with the U.S. Patent and Trademark Office. • Copyright 2018 Atrium Medical Corp. • All rights not expressly granted are reserved. • Refer to Instructions for Use for current indications, warnings, contraindications, and precautions. • Printed in U.S.A. • 07/18 • PN 010398 REV AB